

IST-IC6500 SERIES

IST SECTIONAL KEYPAD



SECTIONAL SPECIFICATIONS

Door	1-3/4" (44mm) standard
Thickness	Thick Door Kits available
Backset	2-3/8" (60mm) 2-3/4" (70mm)
Cylinder	1" RIM Cylinder, 2 keys included. Keying service available
Deadbolt	1" throw with hardened roller pin UL 3 Hr Fire Rated Bolt Standard
Keypad	Digital Touchscreen
Material	Stainless Steel Trim Brass Bolt and Cylinder

DPS SPECIFICATIONS

Voltage	100V AC/DC
Current Draw	0.5mA
Power	10V
Dimension	12mm x 18.5mm
Wood Doors	DPS-33A-PH-W-WH
Metal Doors	DPS-36-PH M-BK

IST FULL PLATE KEYPAD



FULL PLATE SPECIFICATIONS

Door	1-3/4" (44mm) standard
Thickness	Thick Door Kits available
Backset	2-3/8" (60mm) 2-3/4" (70mm)
Center Distance	4" (101mm) 5-1/2" (133mm)
Handing	Specify handing for all functions. Latchbolt is field reversible
Hub and Spindle	5/16" (8mm) square
Latch Faceplate	1" x 2-1/4" standard square corner
Cylinder	1" RIM Cylinder, 2 keys included. Keying service available
Keypad	Digital Touchscreen

APPLICATION

The INOX Interconnect Tubular Lock delivers a seamless combination of enhanced security and effortless functionality. Featuring an integrated tubular deadbolt and leverset, it offers single-action egress for optimal safety and convenience.

Engineered with smart access technology, this lock is ideal for a variety of applications, including apartment units, gyms, laundry rooms, or office doors in multi-family and mixed-use properties. It also suits multi-tenant offices, retail/commercial facilities, and high-end residential entry doors.

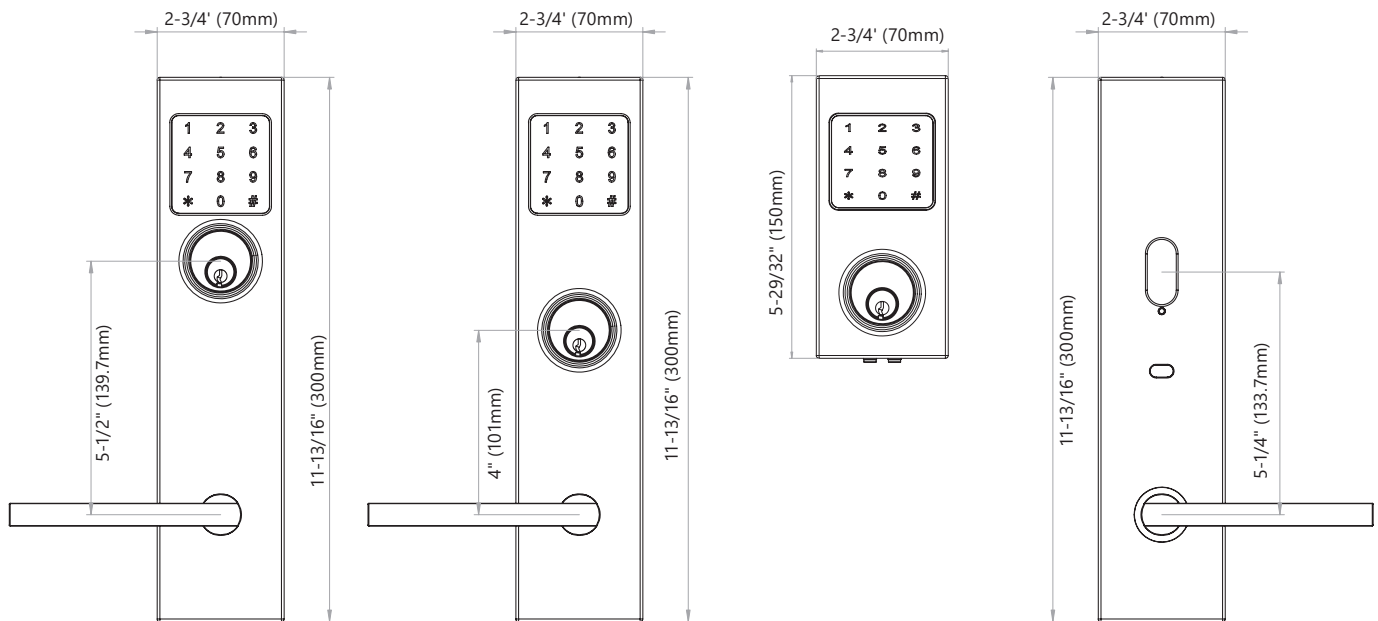
For additional versatility, the Door Position Sensor is available as a secondary option for wood or metal installations, delivering enhanced security and monitoring capabilities.

FINISH

- 32D Satin Stainless Steel
- 32 Bright Stainless Steel
- 19G Graphite Black
- PVD4 Satin Brass available in 205, 221, 243, 244, 276, 318, 319, 320, 321, 346 and 509 levers designs
- CeraMax Ceramic Coating: C19G Graphite Black, C19 Flat Black, CGY Stormy Grey, CDB Dark Bronze

DIMENSIONS

- Interior plate is the same for IST full plate keypad and IST sectional keypad.
- Full plate escutcheon with keypad is available in 4" and 5.5" center to center door prep.
- Sectional Keypad can be paired with any exterior trim.





FEATURES

- BHMA/ANSI Grade 2, UL 3-hr fire-rated TL4 latch and fire-rated bolt that can be remotely locked, unlocked, and programmed using smartphone or BLE/WIFI gateway.
- Unique single design available for new installations or retrofits existing door prep.
- Entry function with easily programmable Privacy and Passage modes
- Multi-credential support: Passcodes, RFID FOB/Card/ Wristband, and Smart Phone
- Simple door prep compared to mortise lock
- Simple Touch-to-Lock, no device or keys needed for secure opening
- Supports 13.56MHz RFID
- Remote Access and Management via Wi-Fi and Low Energy Bluetooth
- Integrates seamlessly with INOX Smart App and Access Management Portal
- Cloud-based APP with multi-level user roles
- Audit trails with 100,000 records shows all Lock and Unlock activities
- Inside Egress lever retracts the deadbolt and the latch at the same time

HOW TO ORDER IST SMART TUBULAR ENTRY SET

HOW TO ORDER FULL PLATE KEYPAD

Use the sequence below to order locksets. Please see price book for parts or additional service upcharges.

INOX Smart Tubular	Plate	Lever	Backset	Cylinder	Center to Center	Thumbturn	Finish	Handing
IST 1	-SFK 2	243 3	-C473F 4	5	-CT5 6	-TT02 7	-32D 8	-LH 9
PLATE		LEVER			4 BACKSET			
					4 BACKSET C463F = 2-3/8" Backset (Fire Rated Latch) C473F = 2-3/4" Backset (Fire Rated Latch)			
SFK								

5 CYLINDER INCLUDES COLLAR

LC = Less Cylinder

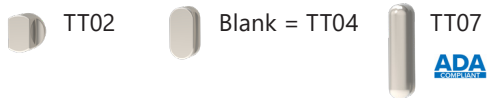


Blank = Standard RIM 1" Cylinder (CRB105)

6 CENTER TO CENTER

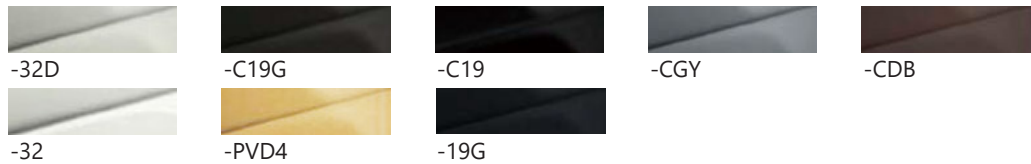
CT4 = 4" Center to Center
 CT5 = 5-1/2" Center to Center

7 THUMBTURN



8 FINISH

Standard:



PVD4 is available for 205, 221, 243, 244, 276, 318, 319, 320, 321, 346 and 509 lever designs.


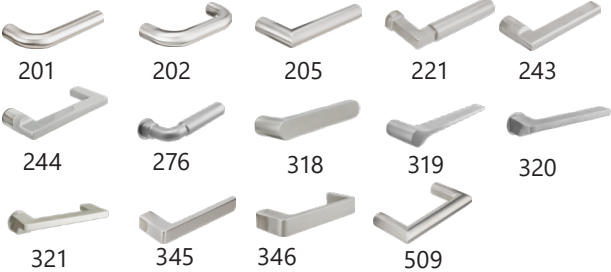

9 HANDING

RH = Right Hand LH = Left Hand RHR = Right Hand Reverse LHR = Left Hand Reverse

HOW TO ORDER IST SMART TUBULAR ENTRY SET

HOW TO ORDER SECTIONAL KEYPAD

Use the sequence below to order. Please see price book for parts or additional service upcharges.

Series	Outside Trim		Inside Trim		Backset	Cylinder	CTC	Keypad	Thumbturn	Finish	Handing
	Rose	Lever	Plate	Lever							
IST	-SE	243	-SFK	243	-C473F		-CT4	-K1	-TT04	-32D	-LH
1	2	3	4	3	5	6	7	8	9	10	11
ROSE		LEVER				PLATE					
 RA SE		 201 202 205 221 243 244 276 318 319 320 321 345 346 509				 SFK					

5 BACKSET

C463F = 2-3/8" Backset (Fire Rated Latch)
C473F = 2-3/4" Backset (Fire Rated Latch)

6 CYLINDER INCLUDING COLLAR

LC = Less Cylinder



Blank = Standard RIM 1" Cylinder (CRB105)
includes collar

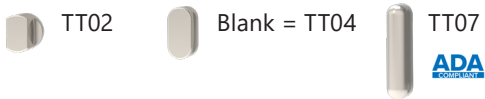
7 CENTER TO CENTER

CT4 = 4" Center to Center
CT5 = 5-1/2" Center to Center

8 KEYPAD

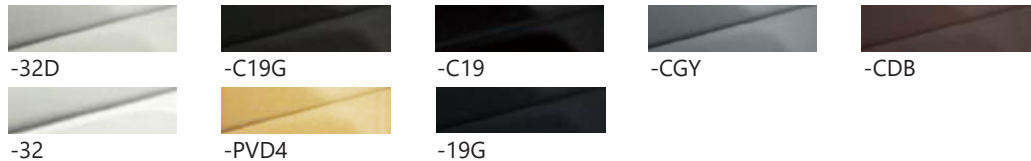


9 THUMBTURN



10 FINISH

Standard:



PVD4 is available for 205, 221, 243, 244, 276, 318, 319, 320, 321, 346 and 509 lever designs.

11 HANDING

RH = Right Hand

LH = Left Hand

RHR = Right Hand Reverse

LHR = Left Hand Reverse