



IST SERIES

Smart Interconnect Tubular Entry Sets

APPLICATION

INOX Interconnect Tubular Lock is designed with interconnect function combining the added security of a tubular deadbolt with the single action egress of a lever set. Smart access technology for apartment unit, gym, laundry or office doors for multi-family/mixed-use properties, multi-tenant offices, retail/commercial facilities, or high-end residential entry doors.

FEATURES

- Standard 4" and 5.5" center to center door prep and installation with motor driven deadbolt with Grade 2 TL4 Latch
- Entry function with easily programmable Privacy and Passage modes
- Multi-credential support: Passcodes, RFID FOB/Card/Wristband, and Smart Phone
- Smart interconnected lock with motorized gears for deadbolt with keypad
- Simple door prep compared to mortise lock
- Remote Access and Management via Wi-Fi and Low Energy Bluetooth
- Cloud-based APP with multi-level user roles
- Real-time Audit trail and backup email
- Inside Egress lever retracts the deadbolt and the latch at the same time

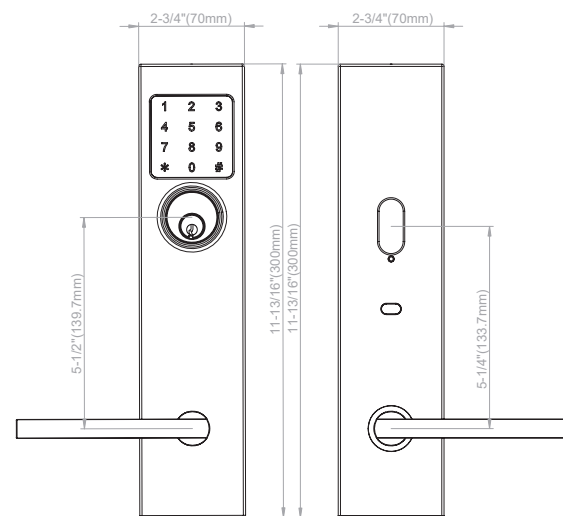
SPECIFICATIONS

Door	1-3/8" (35mm) to 1-3/4" (44mm)
Thickness	Thick door kits available
Backset	2-3/8" (60mm) standard 2-3/4" (70mm) optional
Center Distance	4" (101mm) 5-1/2" (133mm)
Handing	Specify handing for all functions. Latchbolt is field reversible
Hub and Spindle	5/16" (8mm) square
Latch Faceplate	1" x 2-1/4" standard square corner
Cylinder	Schlage C Keyway 5-pin Cylinder, 2 keys included. Keying service available
Pin Length	4~8 digits
User Capacity	2000 Total (1000 RF/Passcode + 1000 Mobile)
Keypad	Digital Touchscreen

FINISH

- 32D Satin Stainless Steel
- 32 Bright Stainless Steel
- PVD4 Satin Brass (243, 276 and 321 levers designs)
- CeraMax Ceramic Coating: C19G Graphite Black, C19 Flat Black, CGY Stormy Grey, CDB Dark Bronze
- Please see Finish Solutions on INOX website for special order finishes

DIMENSION

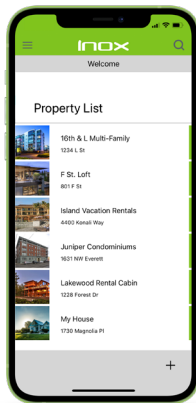


Disclaimer: This document is a Product Preview Sheet (PPS) that contains design concepts and specifications in development as a work in progress. INOX reserves the right to modify any and all parts of product design, dimensions, specifications, functions, and proprietary configurations at any time. Updated revisions will be released at INOX's discretion. Please contact Unison Hardware, Inc., to inquire about updated information before specifying and ordering this product.

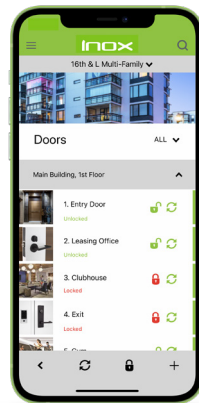


APP CAPABILITIES

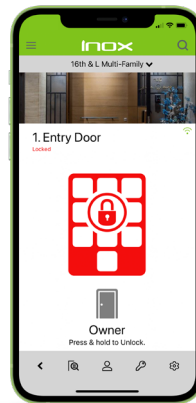
- Multi-level user Access and Permission Management
- Remote Locking and Unlocking via BLE/Wi-Fi gateway
- Add, remove, edit and schedule RFID credentials
- System generated passcode, User-defined passcodes
- 24-hour Valid one-time passcode
- Passage and Privacy Mode: One-time and schedule
- Audit trails shows all Lock / Unlock activity
- Property and Door Information Management
- Cloud-Based Encrypted Authentication
- 2-step Verification Available for Added Security
- Over the Air (OTA) Firmware Update
- Notification on locking abnormalities and battery level
- Global Search Function
- App and Web-based Solutions



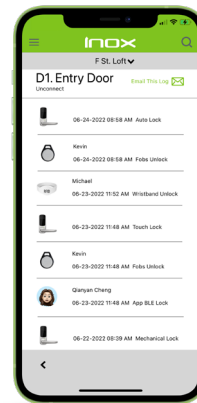
Property List



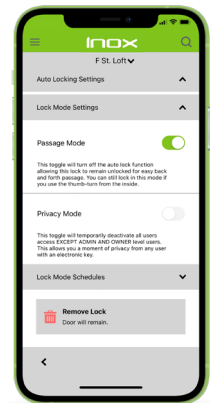
Doors List



Lock / Unlock



Audit Trail



Passage/Privacy

Download the INOX SMART App



HOW TO ORDER IST SMART TUBULAR ENTRY SET

HOW TO ORDER LOCKSETS

Use the sequence below to order or specify mortise locksets. Please see price book for parts or additional service upcharges.

INOX Smart Tubular Plate Lever Backset Cylinder Center to Center Thumbturn Finish Handing

1 **2** **3** **4** **5** **6** **7** **8** **9**

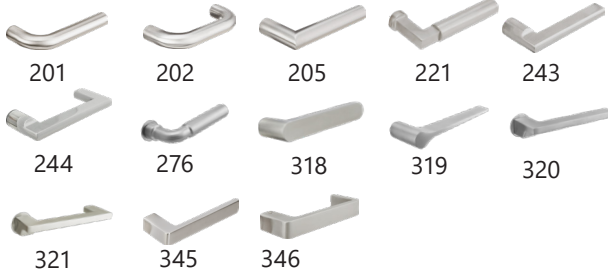
PLATE

LEVER

BACKSET



SFK



C463 = 2-3/8" Backset
C473 = 2-3/4" Backset

5 CYLINDER AND HOUSING (INCLUDES COLLAR)

LC = Less Cylinder



Blank = Standard RIM 1" Cylinder (CRB105)

6 CENTER TO CENTER

CT4 = 4" Center to Center

CT5 = 5-1/2" Center to Center

7 THUMBTURN



TT02



Blank = TT04



ADA = TT07

8 FINISH

Standard:



-32D



-C19G



-C19



-CGY



-CDB



-32



-PVD4

PVD4 finish available in the 243, 276, and 321 lever designs

9 HANDING

RH = Right Hand

LH = Left Hand