

ISM-MC7000 SERIES

Smart Sectional Mortise Entry Sets

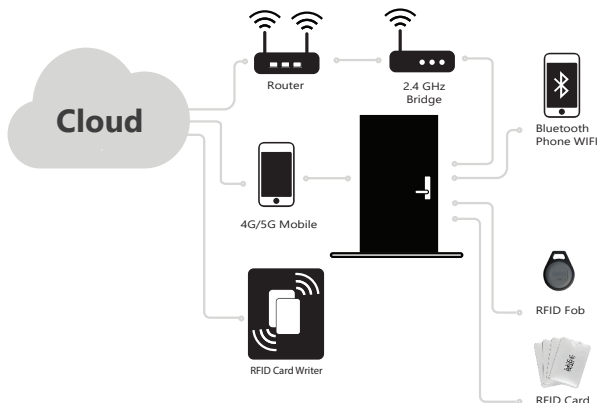
- BHMA/ANSI Grade 1, UL 3-hr fire rated commercial mortise lock that can be remotely locked, unlocked, and programmed using smartphone or BLE/WIFI gateway
- Intuitive mobile INOX app supports multiple users and properties with real time access management
- Entry function with easily programmable Privacy and Passage modes
- The Patent Pending lock is installed without special door prep and is battery powered

FEATURES

- Motor-driven deadbolt provides auto-locking function
- Entry function with programmable Passage and Privacy modes with optional mechanical key override
- Passage mode can be activated with interior button
- Unit powered by 4 x AA alkaline batteries with secondary 9V power source for emergency access
- ANSI Grade 1 commercial mortise construction

ACCESS

- Smartphone App via Bluetooth
- Smartphone App remote access using BLE/WIFI gateway
- High Frequency 13.56MHz Card, FOB or Wristband
- Mechanical key and thumbturn
- INOX SMART App available on Apple and Google Play



APPLICATION

INOX ISM7000 BLE mortise lock is a perfect gateway solution across commercial, residential, mixed-use, hospitality and residential applications.

An entry lock for apartment unit, gym, laundry or office doors for multi-family/mixed-use properties, multi-tenant offices, retail/commercial facilities, or high-end residential entry doors.

SECURITY COMPLIANCE

- Backend IoT PaaS complies with domestic and international information security standards, privacy and compliance requirements
- Backend IoT PaaS security covers data and cloud services



FINISH

- 32D Satin Stainless Steel
- 32 Bright Stainless Steel
- 19G Graphite Black
- PVD4 Satin Brass (205, 221, 243, 244, 276, 320, 321 and 346 levers designs)
- CeraMax Ceramic Coating: C19G Graphite Black, C19 Flat Black, CGY Stormy Grey, CDB Dark Bronze
- Please see Finish Solutions on INOX website for special order finishes

Outside Trim

RFID e-Keys
Reader and
Touch-To-Lock

Mechanical Key
with Standard
Mortise or
Interchangeable
Core Cylinder



Thirteen Standard
Stainless Steel
Designer Lever Options

Inside Trim

Communicates with
Smartphone via
Low Energy Bluetooth

Toggle Button for
Passage and
Privacy Mode

Thumbturn to
Mechanically
Lock & Unlock
Deadbolt

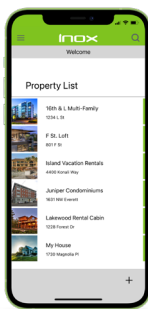
Full Conceal Plate
Escutcheon Covers
4 x AA Batteries,
Electronics and Motor



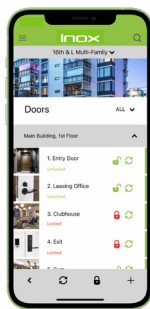
Inside Lever Supports
Single Action
Emergency Egress

APP CAPABILITIES

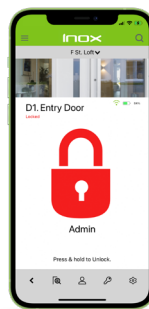
- Multi-level user Access and Permission Management
- Remote Locking and Unlocking via BLE/WIFI gateway
- Device Management and Personalization
- Passage and Privacy Mode: One-Time and Scheduled
- Bluetooth & RFID Locking and Unlocking
- Global Search function
- Account Management and Settings
- Property and Door Information Management
- Cloud-Based Encrypted Authentication
- 2-step Verification Available for Added Security
- Audit Trail Shows All Lock/Unlock Activity
- App and Web-based solutions



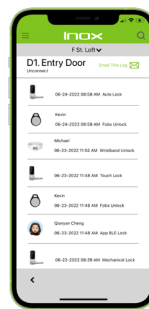
Property List



Doors List



Lock / Unlock



Audit Trail



Add Devices



















Download the INOX SMART App



HOW TO ORDER ISM7000 SMART MORTISE ENTRY SET

HOW TO ORDER LOCKSETS

Use the sequence below to order or specify mortise locksets. Please see price book for parts or additional service upcharges.

Outside Trim			Inside Trim								
Smart	Rose	Lever	Plate	Lever	Lock	Reader	Bluetooth	Cylinder	Thumbturn	Finish	Handing
ISM	-XGT	202	-SFR	202	-MC7438	-R1	-BRW	-S6		-32D	-LH
	1	2	3	2	4	5		6	7	8	9
ROSE		LEVER			PLATE		LOCK				
											
XGT	XGS	201	202	205	221	243	Deadbolt Entry without Toggle				
							MDP Mortise Dummy Pair				
		244	276	318	319	320	4 READER				
											
		321	345	346	509		R1				

5 CYLINDER AND HOUSING (INCLUDES COLLAR)

LC = Less Cylinder



Blank = Standard Mortise 1-1/4" Cylinder



-S6 = Small Format Interchangeable Cylinder (SFIC) Housing 1-1/4", 6-Pin, Less Core, L Clover Cam

-S7 = Small Format Interchangeable Cylinder (SFIC) Housing 1-3/8", 7-Pin, Less Core, L Clover Cam

-L6 = Large Format Interchangeable Cylinder (LFIC) Housing 1-1/2", 6-Pin, Less Core, L Clover Cam



Order IC Cores and Thick Door Kits (TDKs) separately - See Price Book

6 THUMBTURN



TT02



Blank = TT04

7 FINISH

Standard:



32D



C19G



C19



CGY



CDB



32



PVD4



19G

PVD4 finish available in the 205, 221, 243, 244, 276, 320, 321 and 346 lever design

8 HANDING

RH = Right Hand

LH = Left Hand

RHR = Right Hand Reverse

LHR = Left Hand Reverse