

ISM-SFR

SMART MORTISE ENTRY WITH READER


The intuitive INOX APP along side the Smart Lock with Reader enabling you to manage multiple users and properties with real-time access control for enhanced security and convenience.



CODE COMPLIANCE

- ANSI/BHMA A156.13 Grade 1 Mortise
- UL Listed for 3 hour fire doors
- CAN/ULC S104 up to 3 hours
- UBC Standard 7-2 (1997) NFPA 252
- NFPA 80 National Fire Protection (Fire Door Assembly)
- NFPA101 National Fire Protection (Life Safety)
- ANSI A117.1 ADA Accessibility

FINISHES



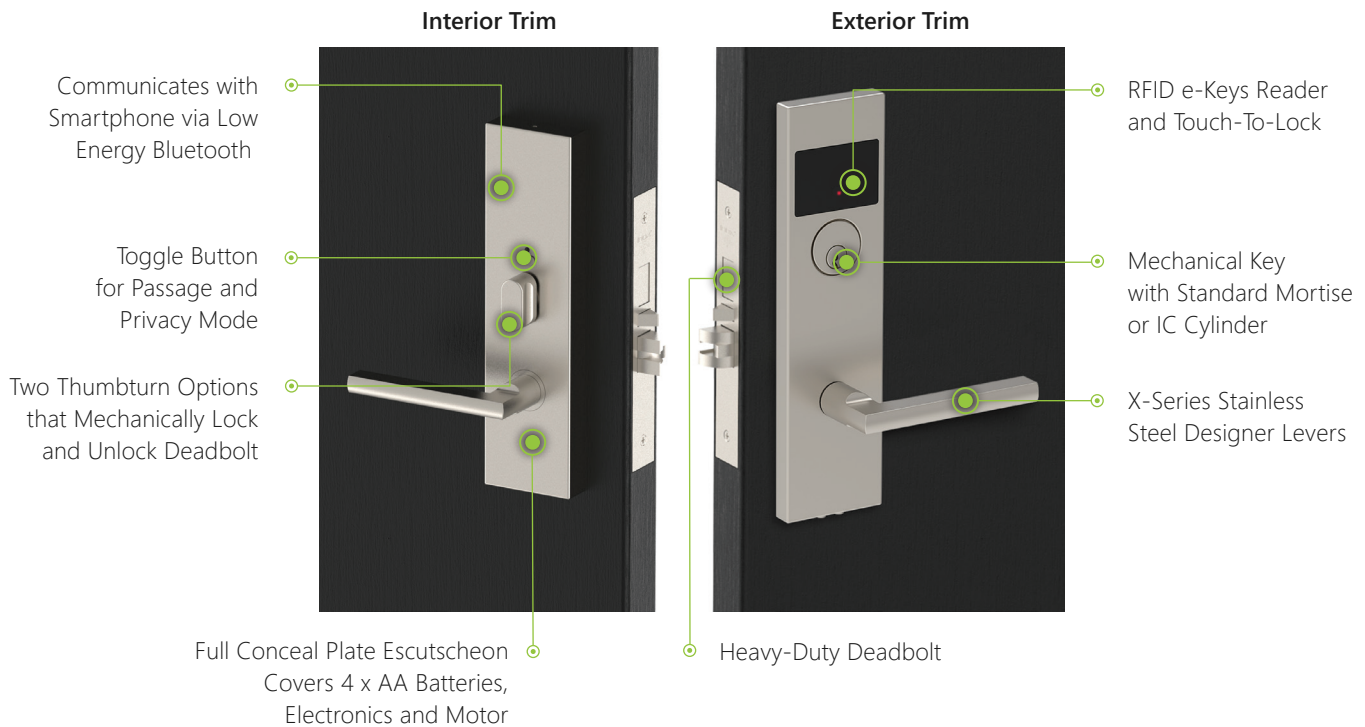
FEATURES

- Touch-to-Lock screen allows locking with a simple touch—no device or key required for access
- Entry function with easily programmable Privacy and Passage modes with optional key override
- Patent Pending design allows for installation without special door prep
- Battery powered (4 x AA alkaline) with 9V emergency power access
- Motor-driven deadbolt enables auto-locking functionality
- Passage mode activation available via interior button
- Inside egress lever simultaneously retracts both deadbolt and latch, ensuring fast and secure exit
- Standard exterior and interior gasket are special parts and not included, order separately

SPECIFICATIONS

Lockcase Backset	2-3/4" (70mm)
Center-to-Center Distance	Lever to Cylinder: 3-7/8" (98mm)
	Lever to Thumbturn: 2-11/16" (68mm)
Cylinder	Schlage C keyway 6 pin, 1-1/4" mortise cylinder
	Optional SFIC and LFIC housing and cores available
CAM	CAM01-SCL Clover Cam
Materials	Lockcase: Heavy gauge Steel Bolt: Brass and Stainless Steel
	Faceplate/Strike: Stainless Steel Cylinder: Solid Brass
	Trim: Stainless Steel

FEATURE CALLOUTS



APP CAPABILITIES

User Capacity for Reader: 99 users

Supports multi-credential access with High Frequency RF13.56 MHz cards, FOBs, wristbands, and smartphones

Audit trails with 100,000 records shows all Lock and Unlock activities

Add, remove, edit, and schedule RFID credentials

Use Precise Scheduling to set specific start and end times for each user's access window

Schedule user access down to the exact hour and minute

Property and Door Information Management & Cloud-Based Encrypted Authentication

2-step Verification Available for Added Security

Over the air (OTA) firmware update

Notification on locking abnormalities and battery level

Global search function with App and web-based solutions

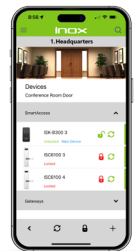
Filter property user lists by active or inactive status to view permission

Control multiple locks in the same space, expanding beyond previous single-lock limitation

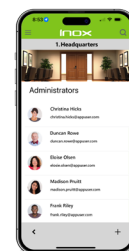
Enhanced gateway setup and configuration process by adding a "pair" option in the device screen by swiping left on the device



Precise Scheduling



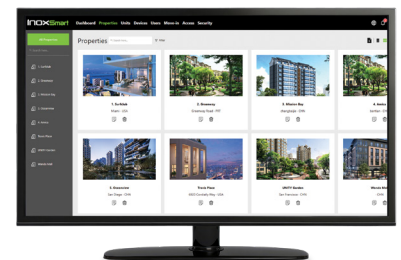
Devices Panel



User List



Audit Trail



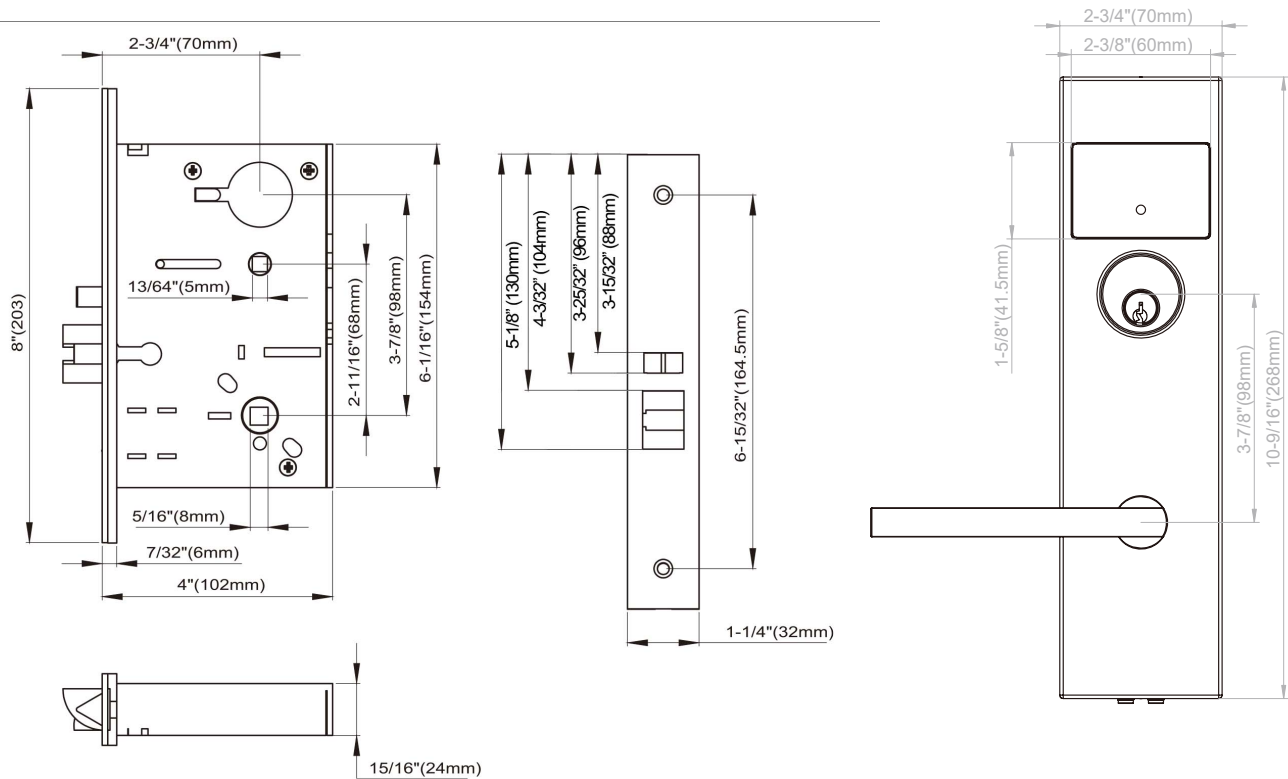
Web Portal



Download the INOX Smart App today!



DIMENSIONS





COMPONENTS

- 1 Exterior heavy-duty stainless steel cast plate with choice of X Series lever designs
- 2 Glareless Viewing Portal
- 3 ISM7000 lockcase and faceplate; 2-3/4" backset
- 4 Interior sub-plate
- 5 Interior heavy duty stainless steel cast plate with choice of X Series lever designs
- 6 1/4" (6.35mm) adjustable strike
- 7 1" (25.4mm) heavy-duty deadbolt
- 8 Schlage C keyway, 6 pin 1-1/4" mortise cylinder



HOW TO ORDER

Use the sequence below to order or specify mortise locksets. Please see price book for parts or additional service upcharges.

INOX SMART MORTISE	PLATE	LEVER	LOCK	READER/WRITER	CYLINDER	THUMBTURN	FINISH	HANDING
ISM	-SFR	243	-MC7438	-BRW			-32D	-LH
1	2	3	4		5	6	7	8
PLATE		LEVER			LOCK			
					MC7438 = Deadbolt Entry w/o Toggle MDP = Mortise Dummy Pair			
SFR								

6 CYLINDER AND HOUSING (INCLUDES COLLAR)

- LC = Less Cylinder
- Blank = Standard Mortise 1-1/4" Cylinder
- S6 = Small Format Interchangeable Cylinder (SFIC) Housing 1-1/4", 6-Pin, Less Core, L Clover Cam
- S7 = Small Format Interchangeable Cylinder (SFIC) Housing 1-3/8", 7-Pin, Less Core, L Clover Cam
- L6 = Large Format Interchangeable Cylinder (LFIC) Housing 1-1/2", 6-Pin, Less Core, L Clover Cam
- Order IC Cores and Thick Door Kits (TDKs) separately. (See Price Book)

6 THUMBTURN



7 FINISHES* (STANDARD)

- 32D Satin Stainless Steel
- 32 Bright Stainless Steel
- 19G Graphite Black
- PVD4 Satin Brass
- Ceramax Graphite Black (C19G)
- Ceramax Flat Black (C19)
- Ceramax Stormy Grey (CGY)
- Ceramax Dark Bronze (CDB)
- Ceramax Burnt Bronze (CBB)

*Please see Finish Solutions on INOX website for special order finishes.

8 HANDING

- RH = Right Hand
- LH = Left Hand
- RHR = Right Hand Reverse
- LHR = Left Hand Reverse