

ISC

SMART CYLINDRICAL WITH KEYPAD


A commercial grade lock with built-in RFID reader and digital keypad offering smart access technology for residential and commercial entry doors in offices, multifamily and mixed use properties.



CODE COMPLIANCE

- UL Listed for 3 hour fire doors
- NFPA 80 National Fire Protection (Fire Door Assembly)
- ANSI A117.1 ADA Accessibility

FINISHES



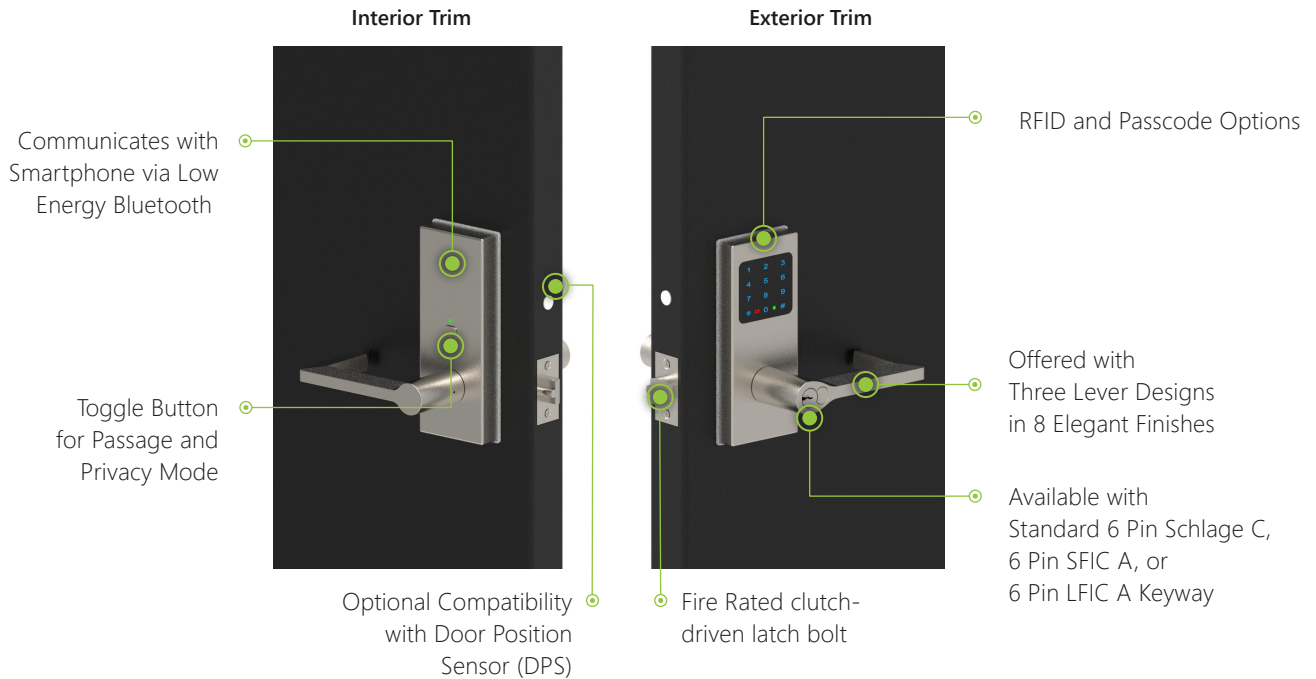
FEATURES

- Grade 1 cylindrical lock with UL 3-hr fire-rated & 1/2" throw deadlatch that is completely reversible
- Available in 3 keying solutions: Standard 6 Pin Schlage C, 6 Pin SFIC A, or 6 Pin LFIC A Keyway
- Entry function with easily programmable Privacy and Passage modes
- Remote Access and Management via Wi-Fi and Low Energy Bluetooth
- Customizable permissions and levels for managing e-keys, users, and devices
- Standard exterior and interior gasket included, installation optional
- Compatible Door Position Sensor (DPS) for wood and metal doors not included, order separately

SPECIFICATIONS

Door Thickness	1-3/4" (45mm) and 1-3/8" (35mm) Lever to Cylinder: 3-7/8" (98mm)
Door Prep	Crossbore: 2-1/8" (54mm) Edgebore: 1" (25mm) Latch face: 2-1/4" (57mm) x 1-1/8" (28.6mm)
Backset	2-3/4" (70mm) standard
Cylinder	6-pin anti-pick, solid brass cylinder
Keys	2 keys per lock, Schlage C keyway (IC Core and Keying Service available) 6 Pin SFIC A Keyway or 6 Pin LFIC A Keyway
Handing	Non-handed
Latchbolt	1/2" (12.7mm) throw, Stainless Steel 3 hour fire rated latchbolt reversible
Pin Length	4-8 digits
User Capacity	2000 Total (1000 RF/Passcode + 1000 Mobile)
Temperature	-20 to 140°F (-29 to 60°C)
Keypad	Digital Touchscreen

FEATURE CALLOUTS



APP CAPABILITIES

User Capacity for Keypad: 2000 users (1000 RFID/1000 Mobile)

Supports multi-credential access with High Frequency RFID 13.56 MHz cards, FOBs, wristbands, and smartphones

Remote Locking and Unlocking via BLE/Wi-Fi gateway

Audit trails with 100,000 records shows all Lock and Unlock activities

Add, remove, edit, and schedule RFID credentials/user access down to the exact hour/min

Passcode option on Keypad (4, 6, 8 digit passcode length)

Purchased Door Position Sensor (DPS) w/ cloud monitoring features available on the App

Supports three types of Keypad passcodes: auto-generated, user-defined, and 24-hour one-time validation codes

Property and Door Information Management & Cloud-Based Encrypted Authentication

2-Step Verification Available for Added Security

Over The Air (OTA) Firmware Updates

Notification on locking abnormalities and battery level

Global search function with App and web-based solutions

Filter property user lists by active or inactive status to view permission

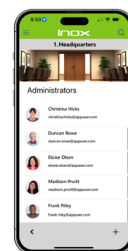
Control multiple locks in the same space, expanding beyond previous single-lock limitation



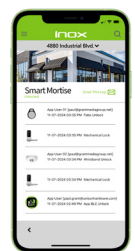
Precise Scheduling



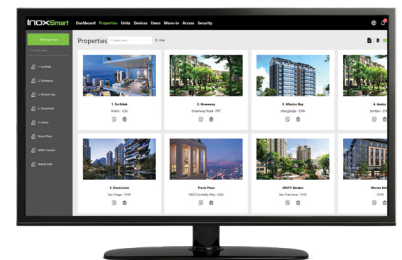
Devices Panel



User List



Audit Trail



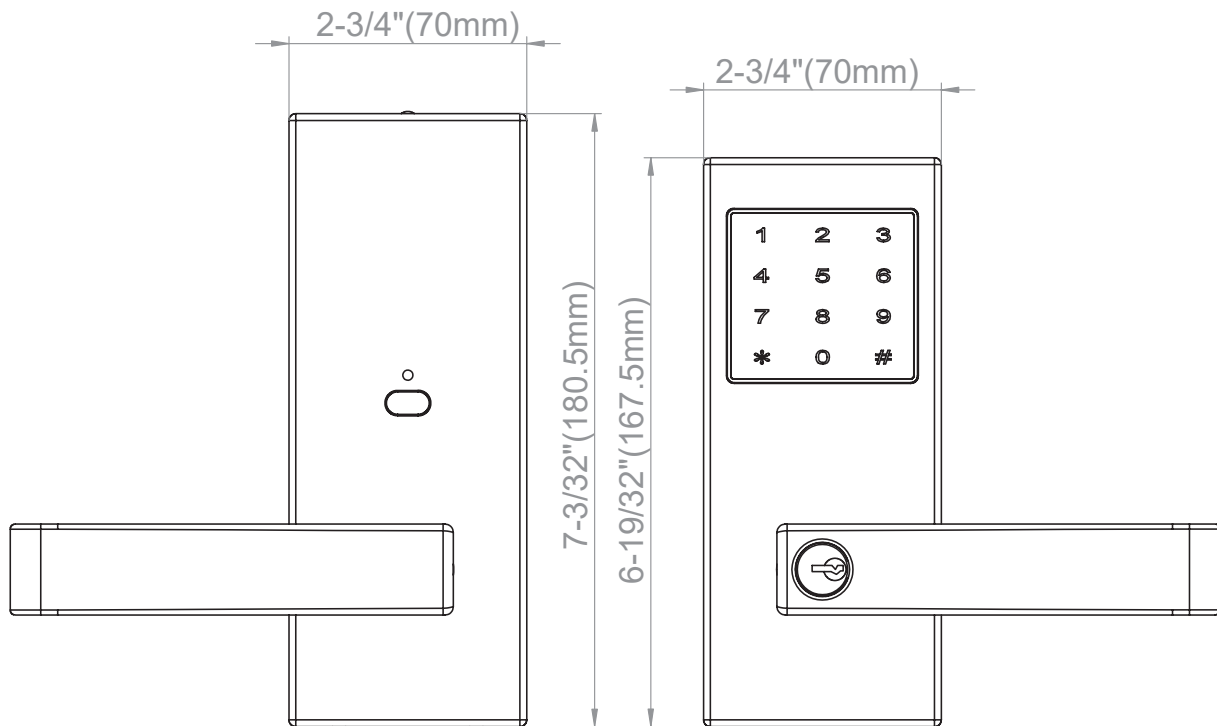
Web Portal



Download the INOX Smart App today!




DIMENSIONS



COMPONENTS

- 1 Touchscreen Keypad
- 2 TL4 Tubular Latch
- 3 Door Position Sensor (Optional)
- 4 Interior sub-plate
- 5 Schlage C keyway, 1" RIM Cylinder
- 6 Exterior Cover Plate
- 7 Standard Strike for Bolt
- 8 Interior Cover Plate



HOW TO ORDER

Use the sequence below to order or specify mortise locksets. Please see price book for parts or additional service upcharges.

INOX SMART CYLINDRICAL PLATE & LEVER LOCK & FUNCTION BACKSET CYLINDER THICK DOOR KIT FINISH

ISC

1

-HPK734

2

-CY6153

3

-B6

4

5

-TD2

6

-26D

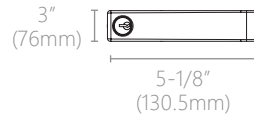
7

ESCUTCHEON

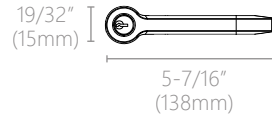
HPK = Escutcheon with Reader & Keypad

LEVERS

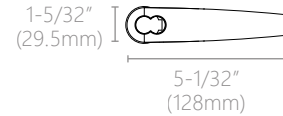
734 Kobe Lever



744 Odyssey Lever



749 Kanto Lever



3 LOCK & FUNCTION

- CY6153 = CY Series, Entry

4 BACKSET

- BLANK = 2-3/4" Backset
- B6 = 2-3/8" Backset

5 CYLINDER AND HOUSING

- BLANK = Standard Cylinder
- S6 = Small Format Interchangeable Cylinder (SFIC)
- L6 = Large Format Interchangeable Cylinder (LFIC)

6 THICK DOOR KITS

- TD1 = Chassis sized for 2" to 2-1/4" Thick Doors
- TD2 = Chassis sized for 2-1/2" – 2-3/4" Thick doors

7 FINISHES* (STANDARD)

- 32D Satin Stainless Steel
- 32 Bright Stainless Steel
- 19G Graphite Black
- PVD4 Satin Brass
- Ceramax Graphite Black (C19G)
- Ceramax Flat Black (C19)
- Ceramax Stormy Grey (CGY)
- Ceramax Dark Bronze (CDB)
- Ceramax Burnt Bronze (CBB)

*Please see Finish Solutions on INOX website for special order finishes.